










# HOW TO CHECK AVAILABILITY ONLINE

Log in to the Agent Login page from the Agent page on the [www.waywardbus.com.au](http://www.waywardbus.com.au) website. Here you are able to create a list of your favourite tours, you can check availability from here or from the screen where you search tours.

Your Favourites/tour name will have a little green grid with red dots next to them, Click on it next to the tour you wish to look up.

EG: WBAM



-    (WBAM) Classic Coast Adelaide to Melbourne
-    (WBDA) WB Darwin - Alice Territory Explorer
-    (WBDAD) Wayward Bound DRW - ADL
-    (WBJTCP) WB 3.5 day Just the Centre (UKC)

This will take you to the availability page,  
It will show you the seats left available in **Green**  
Unavailable or a non departure date in **Grey**  
Booked out in **Pink**

To alter the date select the calendar and choose how many days either side of that date you wish to View from the drop down box.

## Availability and Price Grid for WBAM



Show grid for the  tour on  and the next 4 days

WBAM	09 OCT (Tue)	10 OCT (Wed)	11 OCT (Thu)	12 OCT (Fri)	13 OCT (Sat)
Dorm / Gross	-	-	>10 365.00	-	-
Double Ensuite / Gross	-	-	>10 530.00	-	-
Single ensuite / Gross	-	-	>10 650.00	-	-
Twin Ensuite / Gross	-	-	>10 530.00	-	-

NO TRIP	SEATS AVAILABLE	BOOKED OUT
---------	-----------------	------------

All the prices available to you will appear in blue, seats available left to book in black EG less then > 10.  
If this is the day you want to select, click on the price.  
This takes you through to the booking screen – Book as normal.

If this is not the day or tour you want simply go back to the home page and start again.

The Icon of the man will also lead you directly to the booking page.  
The 'i' icon will give you information about the tour. Best to look at the main [waywardbus.com.au](http://www.waywardbus.com.au) website

